
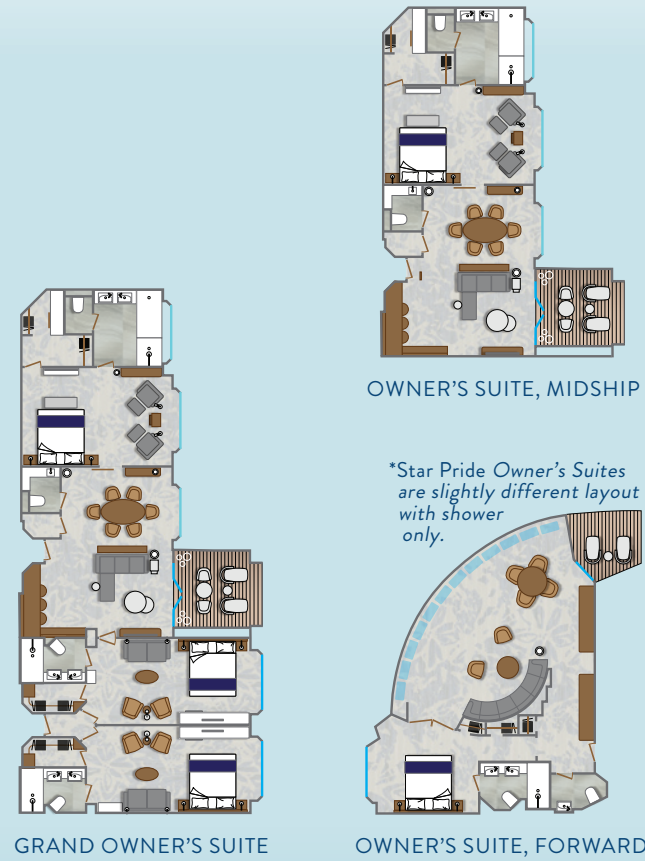


**DIAGRAM KEY**

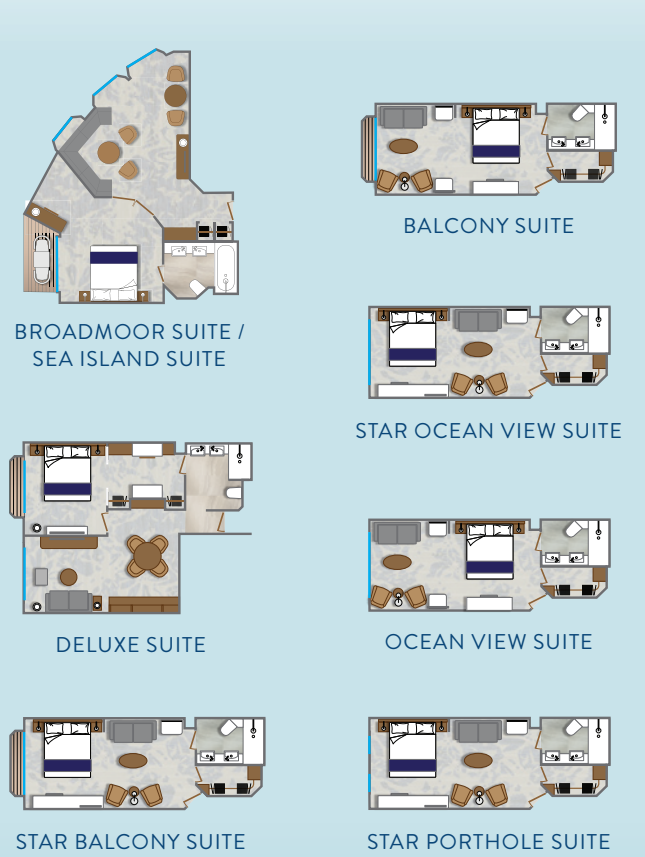
- Owner's Suite (OW)
  - Broadmoor 500/  
Sea Island 501 (CS)
  - Deluxe Suite (DS)
  - Star Balcony Suite (SBS1)
  - Balcony Suite (BS1)
  - Star Balcony Suite (SBS)
  - Balcony Suite (BS)
  - Ocean View Suite (S3)
  - Ocean View Suite (S2)
  - Star Ocean View Suite (SS1)
  - Ocean View Suite (S1)
  - Ocean View Suite (S)
  - Star Porthole Suite (SP)
- + Restricted View
  - ↑ Adjoining Suites
  - ⌈ Convertible Suites
  - E Elevator
  - \* Includes Bathtub
  - ▲ Separate Bathtub & Shower
  - One Queen Size Bed Only (no twin option)
  - x 3rd Berth Available
  - ◇ *Star Legend.* Adjoining suites, no connecting door. Queen-size bed or twin option.
  - × *Star Pride & Star Breeze.* Adjoining suites, no connecting door. Feature a queen-size bed.
  - ♿ *Modified Accessible Suites.* Suites 448, 450, 548, & 550 are modified accessible, shower only with a small lip into shower, only one sink, a step into the bathroom with a portable ramp, standard interior and exterior doorways.



**STAR LEGEND & STAR PRIDE**



**ALL-SUITE YACHTS (312 GUESTS)**



STAR CLASS

**ONBOARD SPACES:**

- |  |   |
|--|---|
| <ul style="list-style-type: none"> <li>1 Yacht Club Café &amp; Library</li> <li>2 Star Bar</li> <li>3 Star Grill</li> <li>4 Bridge</li> <li>5 World Spa by Windstar</li> <li>6 Fitness Center &amp; Motion Studio</li> <li>7 Pool and whirlpool</li> <li>8 Veranda/Candles</li> <li>9 Cuadro 44</li> <li>10 Star Boutique</li> </ul> | <ul style="list-style-type: none"> <li>11 Compass Rose</li> <li>12 Whirlpool</li> <li>13 Reception</li> <li>14 Destination Office</li> <li>15 Screening Room</li> <li>16 Lounge</li> <li>17 Medical Facility</li> <li>18 Amphora Restaurant</li> <li>19 Watersports Platform</li> <li>E Elevator</li> <li>WC Public Restroom</li> </ul> |
|--|---|



*Access to board ship is via stairs only. Access to/from outside deck may require assistance with doors and thresholds.*

**ALL-SUITE YACHTS**

- Grand Owner's Suites:**  
3 Bedroom Suites, 640/638/636 or 641/639/637: 1,374 square feet (128 square meters)  
  
Can also be booked as 2 Bedroom Suites, 640/638 or 641/639: 1,097 square feet (102 square meters)
- Owner's Suites Midship, 640 and 641 (OW):** 820 square feet (76 square meters), both with 3<sup>rd</sup> berths
- Owner's Suites Forward, 600 and 601 (OW):** 575 square feet (54 square meters)
- Broadmoor Suite 500 (CS):** 400 square feet (37 square meters)
- Sea Island Suite 501 (CS):** 400 square feet (37 square meters)
- Deluxe Suites, 431, 531, 627 (DS):** 468 square feet (43.5 square meters), all with 3<sup>rd</sup> berths. Cabin 431 has two picture windows, excludes balcony
- Star Balcony Suites (SBS, SBS1):** 277 square feet (26 square meters)  
  
Star Balcony Suites with 3<sup>rd</sup> berths – 530, 532, 533, 626, 628, 629
- Balcony Suites (BS, BS1):** 277 square feet (26 square meters)  
  
Balcony Suites with 3<sup>rd</sup> berths – 506, 507, 524, 525
- Star Ocean View Suites (SS1):** 277 square feet (26 square meters)  
  
Star Ocean View Suites with 3<sup>rd</sup> berths – 430, 432, 433
- Ocean View Suites (S, S1, S2, S3):** 277 square feet (26 square meters)  
  
Ocean View Suites with 3<sup>rd</sup> berths – 412, 413, 414, 415, 502, 503, 602, 603
- Star Porthole Suites (SP):** 277 square feet (26 square meters)
- Convertible Suites:** 510-512, 511-513, 606-608, 607-609 on *Star Legend* and *Star Breeze*; 426-428, 427-429, 526-528, 527-529, 622-624, 623-625, 638-640, 639-641 on all

YACHT FACTS

- GUEST CAPACITY:** 312
- GUEST DECKS:** 6
- CREW MEMBERS:** 200
- LENGTH:** 522 feet (159 meters)
- BEAM:** 62 feet (19 meters)
- DRAFT:** 17.7 feet (5.4 meters)
- CRUISING SPEED:** 15 knots
- PROPULSION:** Twin propeller, driven by two Wartsila diesel engines
- TONNAGE:** 12,995 gross registered tons (grt)
- SHIP'S REGISTRY:** Bahamas

All beds convertible to twin beds unless otherwise indicated.

*Illustrations are representative only. Actual layout of ships may vary slightly.*